

LifeLabs Covid-19 Home Collection Kit for Quarantine Day 8 Test

This is what the Covid-19 Test Kit looks like. You need to receive one before you leave Vancouver International Airport (or the airport of your first port of entry into Canada)** You may also be given one as a Day 1 Covid-19 test take home kit. ***If you did not receive one and have left the airport, call LifeLabs at 1-877-313-4982 to register and order one***



**Give the test kit to your homestay family when you arrive at their home
They will inspect the package to ensure it has all the required materials**

Before your Day 8 Covid-19 test, you need to register your test kit online. Go to LifeLabs website to register

<https://www.lifelabs.com/covidkit/>

It is recommended to go online to register no later than the morning of day 7

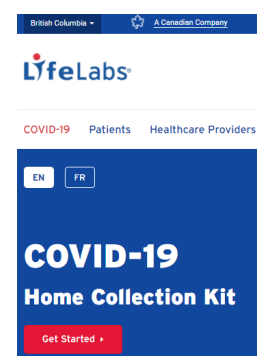
Follow the steps on the website to register your test kit

1. Select **Get Started**
2. Select **Arrived Via Air**
3. Select **Get Started**
4. Select **Vancouver International Airport (YVR)** as your arrival airport and click **NEXT**

**This will be different if you landed in another airport and have a different Covid-19 Test Kit

5. Select **I need to register my Day 8 Covid-19 Home Collection Kit**, scroll down and click **NEXT**

** You can see other options for a Day 1 Kit if you were given that and also for booking your appointment and scheduling a pick up. These steps will happen after you register your kit.



Book your appointment for an available time on day 8 of your 14-day quarantine immediately after registering your kit.

Be prepared for delays and log on early

You will be asked these questions when registering your kit as well as when booking a virtual appointment

Select **YES**. It is a requirement to have a working camera, microphone and speaker

Do you have a laptop or a smartphone with a camera, microphone, and speakers?

YES NO

◀ Previous

Next ▶

Select **YES**

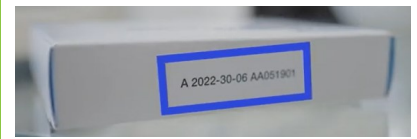
Do you have a reliable internet connection?

YES NO

Please select YES or NO to continue

◀ Previous

Next ▶



Your KIT ID, found on the side of your kit, will be needed for registering online

Fill in your registration information

This will include your personal information, home address, Canadian address, Day 8 Test Quarantine Location (will be the same as your Canadian address for many students), Travel document and flight arrival information, Kit ID# (See picture above), vaccination status, and creating a password for you to log in with.

Use the **same Email Address** that you used to register for the ArriveCAN App. This email and password will be used to book a virtual collection appointment, schedule a pick up, and check on the status of your test results.

After completing registration, select the option to book an Appointment for a Virtual Collection



I need to book an Appointment for a Virtual Collection

Book your COVID-19 virtual appointment after you have completed kit registration. You can also access alternate collection options here.

Please select to **Book Now**.

Follow the steps and make the selection to book your Day 8 Test (unless otherwise instructed)



Airport Arrivals

Book Your Day 1 Appointment ▶

Book Your Day 8 Appointment ▶

After you complete the Virtual Collection, you will need to schedule a pick up. When you select, **SCHEDULE A PICK UP**, the following information will appear.

For complete shipping instructions, please follow the steps below:

Please call FedEx at 1-866-338-0456 between 08:30 to 19:00 EST Monday to Friday to schedule a pick up for the next day.

Please be sure to provide FedEx with your current pickup address.

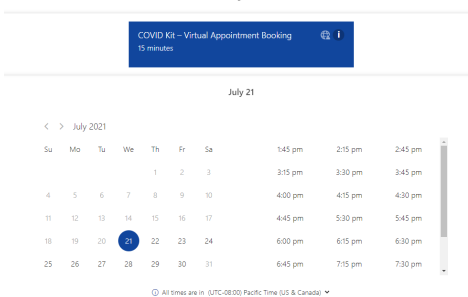
If calling in, please listen to the options, or follow the steps below:

1. State your preferred language, or press the corresponding number
2. Say "Schedule a Pick-up" or press the number "1"
3. Say "Schedule a Pick-up using a Label"
4. Enter or verbally state the **tracking number** on your package, which is found above the barcode on your shipping sticker **and** **next to the kit ID**



5. The agent may ask if the tracking number shows that the pickup address was 'Vancouver International Airport'; if so, please say "Not correct" and provide them with your current pick-up address.
6. Request for a same-day pick-up. In the event that FedEx can only pick-up the following day, please schedule your pick-up nevertheless. You will still need a re-test if the pick-up is the same or next day.

COVID-19 Kit – Virtual Appointment Booking (Via Air Day 8)



Select a time but be prepared to wait as there are delays. Fill in your information on the webpage below the selected time

Please ask your homestay parents for assistance in arranging the pick up